



FLOORLEVEL F705e

Self-Leveling Screeding System For Floors Renovation

自平石屎地台系統 (室內外適用)

1.0 Description

FloorLevel F705e is a ready-mix self-smoothing and self-leveling screed for floor renovation. It is designed for finishing floor and is suitable for both placing at interior and exterior area. Such as balconies, patios, parking, industrial floor area. FloorLevel F705e is fiber formulated by Part A (Powder) and Part B (Liquid) of which a tailor-made mixing proportion has been packed to avoid human error in mixing.

2.0 Technical Data

Substrate Content	Cement with filler & Special additives
Shelf Life (stored under dry condition)	one year
Storage condition	Protect from Freezing and from damp
Application Temperature	5°C to 35° C
Tooling time	20 minutes at 20°C
Curing time for allowing light traffic	6 – 12 hours
Completely Curing time	3 - 7 days
Relative density for Powder compound	1.6
Adherence to concrete, stone	Minimum 5 mm - > 2 MPa
Compressive Strength after 28 days	Up to 42 MPa
Tensile strength after 28 days	Up to 9.3 MPa
Thickness Range	5 mm to 20mm
Colour	Cement Grey
Mixing Ratio(Additive / FloorLevel F705e)	6.25 liter to: 25 Kg/Bag (i.e. w/c 25%)

3.0 Typical Applications

Flooring: All concrete/concrete screeds/Heavy Precast Slabs, Sport ground surface etc.

Repairing: Filling up voids on floor, re-leveling old floor etc.

4.0 Application Details

Preparation:

All surfaces should be sound, clean, dry, free of dust, oil, grease or other contamination. Loose matter should be removed by abrasion, compressed air or high-pressure water.

Joints:

Existing expansion joints must be marked with PVC or Wood strips.

Construction joints should be marked approx. every 25 M²(or maximum 8 M in Length) for surface remain uncoated or unpainted. Other case: every 50 M²(or maximum 10 M in Length)

Primer:

To ensure a sound homogeneity of the substrate absorbency and a good adherence of the self-leveling screed apply Primer P935 on the whole surface. P935 must be diluted with 3 part of water before use and allow approximately 45 min for curing.

Mixing:

Mix one 25 Kg/bag of FloorLevel F705e and 6.25 liter of clean by slow rotation electric drill until a lump-free homogeneity is reached. Do not add any water to the batch afterward.

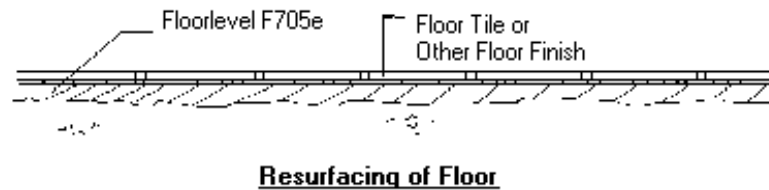


FLOORLEVEL F705e Self-leveling Screeding System for Floors Renovation



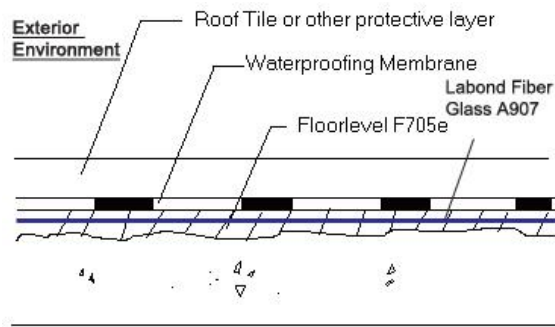
5.0 Typical Diagrams

Typical I



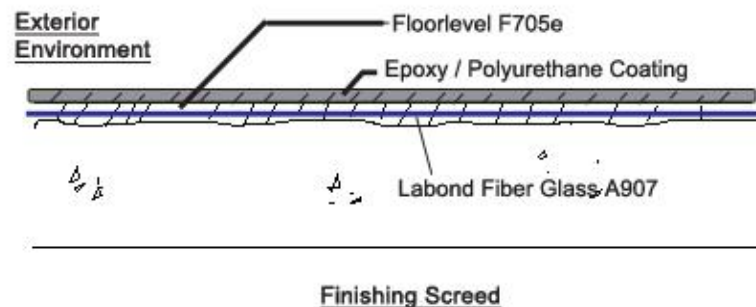
Resurfacing of Floor

Typical II



Reroofing Work

Typical III



Finishing Screed

6.0 Application

FloorLevel F705e is a hyper-fluid mortar for machine or manual application. Pour the mixture onto the substrate. When the product is flowing on the floor, you can use a trowel to conduct a smooth and even leveling. You must take into account of tooling time, i.e. 20 -30 minutes; time gap of mixing 2 continues batch must not exceed 15 minutes. For exterior environment, Labond Fiber Glass Mesh A907 to be used in the system for thickness control and enhance the crack resistance. Apply first coat in about 2mm thickness of FloorLevel F705e, then slightly press Labond Fiber Glass Mesh A907 onto the first coat. Apply second coat to achieve thickness requirement (Typical II and III) and the job site should be protected from disturbance by wind or rain.

7.0 Coverage

Approx. 1.65Kg /mm / M2 i.e.5mm thickness require 8.25 Kg / M2, 8mm thickness require 13.2 Kg / M2 Applicators should take into account of the gradient and roughness of the original surface to prepare the actual thickness of mortar for leveling up the new surface.

8.0 Clearing

Use Water to clean equipment before material being cured

9.0 Painting

Wait at least one week at 20°C before applying epoxy, polyurethane or others cementitious compatible paint on new surface.

10.0 Packaging

31.25 Kg / set Part A (25Kg – Powder), Part B (6.25L – Additive)