



MASTER PROOFER S111

Neutral-cure one part high modulus silicone building sealant

中性單成份高模量建築硅酮密封膠

1.0 Description

MASTER PROOFER S111 is a one part neutral cure High Modulus Silicone Building Sealant which is manufactured to the specification of Master Proofer Company Ltd. It offers weatherability, elasticity and long-reliability for glazing and sealing.

2.0 Technical Data

Base Polymer	Silicone Rubber
Storage Condition	Keep dry between 5°C&30°C
Shelf Life	12 months @ 25°C
Durometre Hardness (Shore 'A')	35
Application Temperature	5°C to 40°C
Service Temperature	-50° C to 120°C
Tooling Time @23°C 50% RH	3-6 min.
Cure Time @23°C 50%RH (9.5mm Thickness)	7-10 days
Average Life Expectancy	> 20 years
Resistance to Water	Excellent
Resistance to Chemicals	Excellent for dilute acids and alkalis
Resistance to U.V.	Excellent
Flammability	Does not support combustion
Flash Point	> 80°C
Standards Compliance	ISO 11600
Colour	Clear
Dynamic Movement Capability	± 25% ISO 9047
Tensile Properties (secant tensile modulus)	0.6 MPa ISO8339
Elongation at Break	450%
Mildew-resistance	Secondary function for white colour sealant

3.0 Typical Application

General glazing: capping bead, shop front, door perimeter, movement/expansion joints in masonry, GRC and GRP, weathersealing curtain walls and other glass/metal assemblies, precast concrete panel etc. For white colour S111, a secondary function is offered to be a fungicidal rubber designed to seal nonporous surface around ceramic tile, showers, tubs, sinks and plumbing fixtures.

4.0 Preparation

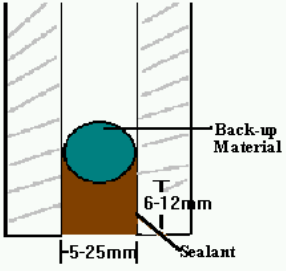
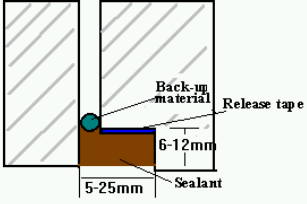
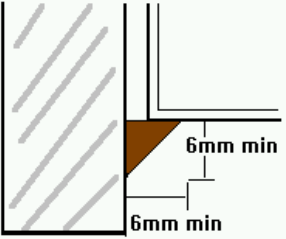
All surfaces should be sound, clean, dry, free of dust, oil, grease or other contamination. Loose matter should be removed by abrasion if necessary finally removing the dust by brush. Oil and grease are removed by the use of a cloth moistened with xylene or approved solvent. The cleaning cloth should be replaced regularly to avoid the redistribution of the contaminants over the surface. Care should be taken to ensure that all protecting films and lacquers, etc. are removed prior to the application of the sealant. Further advice on substrate preparation is available from Master Proofer Technical Services Department, where particular surface treatment are encountered, or if even higher adhesion is required.

5.0 Cleaning tools and equipment

Tools can be cleaned using xylene, white spirit or similar solvent.

MASTER PROOFER

6.0 Joint Design

<p>Joint Design Diagram A</p> <p>Laboratory tests show that in butt joints an optimum performance is achieved when: Width : Depth = 2 : 1 Wide joints may require more applications, allowing the sealant to cure slightly between application.</p> 	<p>Joint Design Diagram B</p> <p>If the joint is not deep enough to accommodate the foam backing strip, a self-adhesive polyethylene tape should be used to ensure that the sealant bonds only to the side of the joint.</p> 
<p>Joint Design Diagram C</p> <p>When used as a triangular fillet there should be at least 6mm cover on each substrate and the fillet should be a regular triangle in cross section.</p> 	<p>Note - When the Width: Depth ration is altered, the Movement Accommodation Factor is lowered and allowance must be made in the calculation of the joint wide</p>

7.0 Application

Before starting application ensure that any primer or cleaner has dried fully. Using MP Gun A911 or similar, extrude the sealant into the base of the joint and ensure that complete contact is made with the substrates. Care should be taken to avoid trapping air within the sealant. Select a tool to suit the width of the joint and wet it with clean water containing a little detergent. Working upwards in case of vertical joints, lightly tool the sealant into the joint. This will improve adhesion, reduce air content and enhance the appearance of the finished joint. If masking tape was used be carefully removed, ensuring that it is not dragged across the face of the joint.

8.0 Coverage

The following formula gives the quantity of cartridges required:

$$\frac{\text{Joint width} \times \text{depth}(\text{mm}^2) \times \text{Length}(\text{M}) \times 1.04}{300} = \text{No. of cartridges}$$

9.0 Health and Safety

MASTER PROOFER S111 is non-hazardous. For further information, consult relevant Material Safety Data Sheet.

10.0 Technical Service

The Marketing and Technical offices of Master Proofer Company Ltd are readily available for advice on any of the Company's products.

11.0 Packaging

MASTER PROOFER S111 Silicone Building Sealant is available in 300g disposable cartridge.