



MASTER PROOFER S160

Medium Modulus Fire-Retardant Grade Modified Silicone Building Sealant

中度彈性模量阻燃建築改性硅酮密封膠

1.0 Description

MASTER PROOFER S160 is a one part neutral cure medium Modulus Modified Silicone which is specialized polymer type with fire-retardant formulation to meet with special requirement to avoid spreading of fire and smoke caused by fire sparking onto the sealing area. It offers long-reliability sealing for most types of building expansion joint.

2.0 Technical Data

Base Polymer	MS Rubber
Storage Condition	Keep dry between 5°C&30°C
Shelf Life	12 months @ 25°C
Durometre Hardness(Shore 'A')	30
Application Temperature	5°C to 40°C
Service Temperature	-50°C to 120°C
Tooling Time (Skin formation)@23°C 50% RH	15 min.
Normal Completed Cure Time @23°C 50%RH (9.5mm Thickness)	7 days
For Accelerated Curing Formulation (Need Special Order)	
- Skinning	1.5Hours
- First 4mm Thickness	8 Hours
- 5mm -20mm	3 Days
Average Life Expectancy	> 20 years
Resistance to Water	Excellent
Resistance to Chemicals	Excellent for dilute acids and Alkalis
Resistance to UV	Excellent
Flammability	Does not support combustion BS476 Pt7 class 1
Standards Compliance	ISO11600 25LMF and G
Colour	White, Black, Grey, Aluminum.
Dynamic Movement Capability	± 35% ISO9047
Tensile/Modulus	25% Elongation 0.28 Mpa 50% Elongation 0.33 Mpa 100% Elongation 0.38 Mpa
Ultimate tensile strength	0.76 Mpa
Elongation at Break	550%
Fire rating (supported by Rockwool System)	2 – 4 hours BS476 Pt22

3.0 Typical Application

Sealing: General sealing of Movement/Expansion joints in masonry, GRC and GRP and Precast concrete panel, pavement, runways, track sides and all fire/smoke sensitive areas like electronic workshop, computer room, tunnel etc.

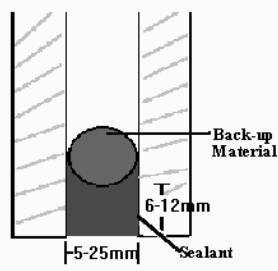
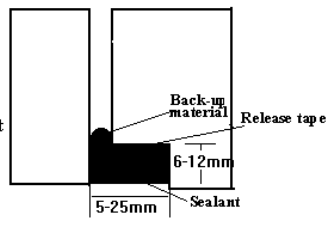
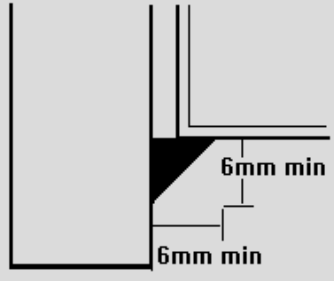
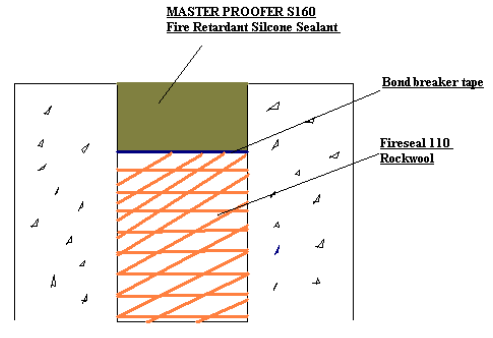
4.0 Preparation

All surfaces should be sound, clean, dry, free of dust, oil, grease or other contamination. Loose matter should be removed by abrasion if necessary finally removing the dust by brush. Oil and grease are removed by the use of a cloth moistened with xylene or approved solvent. The cleaning cloth should be replaced regularly to avoid the redistribution of contaminates over the surface. Care should be taken to ensure that all protecting films and lacquers etc are removed prior to the application of the sealant. Further advice on substrate preparation is available from Master Proofer Technical Services Department, where particular surface treatment are encountered, or if even higher adhesion is required.

MASTER PROOFER

MASTER PROOFER S160 Fire-Retardant Modified Silicone Building Sealant

5.0 Joint Design

<p>Joint Design Diagram A</p> <p>Laboratory tests show that in butt joints an optimum performance is achieved when: Width : Depth = 2 : 1</p> <p>Wide joints may require more applications, allowing the sealant to cure slightly between application.</p> 	<p>Joint Design Diagram B</p> <p>If the joint is not deep enough to accommodate the foam backing strip, a self-adhesive polyethylene tape should be need to ensure that the sealant bonds only to the side of the joint.</p> 
<p>Joint Design Diagram C</p> <p>When used as a triangular fillet there should be at least 6mm cover on each substrate and the fillet should be a regular triangle in cross section.</p> 	<p>Joint Design Diagram D</p> 

6.0 Cleaning tools and equipment

Tools can be cleaned using xylene, white spirit or similar solvent.

7.0 Application

Before starting application ensure that any primer or cleaner has dried fully. Using MP Gun A911 or similar, extrude the sealant into the base of the joint and ensure that complete contact is made with the substrates. Care should be taken to avoid trapping air within the sealant. Select a tool to suit the width of the joint and wet it with clean water containing a little detergent. Working upwards in case of vertical joints, lightly tool the sealant into the joint. This will improve adhesion, reduce air content and enhance the appearance of the finished joint. If masking tape was used be carefully removed, ensuring that it is not dragged across the face of the joint.

8.0 Coverage

The following formula gives the quantity of cartridges required:

$$\frac{\text{Joint width} \times \text{depth}(\text{mm}^2) \times \text{Length}(\text{M}) \times 1.38}{750\text{g}} = \text{No. of Sausage}$$

9.0 Health and Safety

MASTER PROOFER S160 is non-hazardous. For further information, consult relevant Material Safety Data Sheet.

10.0 Technical Service

The Marketing and Technical offices of Master Proofer Company Ltd are readily available for advice on any of the Company's products.

11.0 Packaging

MASTER PROOFER S160 Fire-Retardant Silicone Building Sealant is available in 750g aluminum sausage.